



200 Series Stainless Braided Nitrile Hose and Fittings

Section:04

200 Series Hose

Application :

Fuel, Oil, Coolants, Methanol, Water

Material / Construction :

Integral stainless steel reinforced synthetic rubber with hi-tensile outer stainless steel braid

Please Note:

Not to be used for fuel use inside a cockpit.

200 Series hose has the highest corrosion and fire resistance threshold of any stainless braided nitrile hose available. It can be used with all synthetic lubricants, fuels, oils, coolants and alcohols including methanol and nitromethane.

This hose is perfectly manufactured for efficient and reliable use with 136, 1136, 236, 336 and 2776 Series Hose Ends. The traditional racing hose.



Goodridge 200 Series hose is the premier stainless steel braided nitrile hose. Designed to Goodridge's exacting specifications and exclusively manufactured for Goodridge, this hose has been supplied to motorsport racing champions for many years. 200 Hose is designed for use with a wide range of reusable aluminium hose ends and provides essential protection and resistance to high pressure, temperature, vibration, fire risks and chafing. It is constructed of a seamless synthetic CPE inner with an integral stainless steel braid and a high tensile stainless steel outer braid.

PART NO	BORE SIZE		BRAID OD		WORKING PRES		BURST PRES		WEIGHT		MIN BEND RADIUS		TEMPERATURE RANGE	
	INCH	MM	INCH	MM	BAR	PSI	BAR	PSI	KG/M	LB/FT	INCH	MM	MIN	MAX
200-04	0.219	5.56	0.438	11.13	69	1000	420	6000	0.167	0.112	2.00	50.80	-46°C (114.8°F)	150°C (302°F)
200-05	0.250	6.25	0.500	12.50	69	1000	420	6000	0.184	0.123	2.25	56.25	-46°C (114.8°F)	150°C (302°F)
200-06	0.344	8.73	0.547	13.89	69	1000	420	6000	0.201	0.135	2.50	63.50	-46°C (114.8°F)	150°C (302°F)
200-07	0.380	9.38	0.625	15.63	69	1000	350	5000	0.236	0.158	2.75	76.20	-46°C (114.8°F)	150°C (302°F)
200-08	0.438	11.12	0.641	16.28	69	1000	350	5000	0.271	0.182	3.50	88.90	-46°C (114.8°F)	150°C (302°F)
200-10	0.562	14.27	0.797	20.24	69	1000	350	5000	0.348	0.234	4.00	101.60	-46°C (114.8°F)	150°C (302°F)
200-12	0.688	17.47	0.928	23.82	69	1000	263	3750	0.421	0.283	4.50	114.30	-46°C (114.8°F)	150°C (302°F)
200-16	0.875	22.22	1.156	29.36	52	750	175	2500	0.552	0.377	5.50	139.70	-46°C (114.8°F)	150°C (302°F)
200-20	1.125	28.70	1.437	36.49	35	500	138	2000	0.732	0.492	8.00	203.20	-46°C (114.8°F)	150°C (302°F)
200-24	1.375	34.92	1.704	43.28	17	250	138	2000	1.000	0.672	9.00	228.00	-46°C (114.8°F)	150°C (302°F)
200-28	1.500	38.10	1.850	46.99	21	300	82	1200	1.190	0.800	10.00	254.00	-46°C (114.8°F)	150°C (302°F)
200-32	1.781	45.24	2.094	53.19	14	200	82	1200	1.339	0.900	12.50	317.50	-46°C (114.8°F)	150°C (302°F)

336 / 236 Metric Alloy Hose Fittings for: 200 Series Hose

Fitting Type :

Cutter-style reusable

Application :

Fuel, Oil, Coolants, Methanol, Water

To Suit Hose :

200

Material : D

Initially required by our European and Japanese markets, our full range of Metric Hose Ends for 200 Series Hose is second to none. Utilising our exclusive Triple Seal/Double O-ring design all our Metric Hose Ends allow for all alignments with their 360-degree swivel ends. Each has a forged style body, offering that added measure of strength. Metric hose ends eliminate the need for the extra weight of a JIC/Metric adaptor.

336-45

45° FEMALE FORGED BODY SPHERICAL SEAT



PART NO.	THREAD
336-4506M12	M12 X 1.5MM
336-4506M14	M14 X 1.5MM
336-4506M16	M16 X 1.5MM
336-4508M14	M14 X 1.5MM
336-4508M16	M16 X 1.5MM
336-4508M18	M18 X 1.5MM

336-90

90° FEMALE FORGED BODY SPHERICAL SEAT



PART NO.	THREAD
336-9006M12	M12 X 1.5MM
336-9006M14	M14 X 1.5MM
336-9006M16	M16 X 1.5MM
336-9008M14	M14 X 1.5MM
336-9008M16	M16 X 1.5MM
336-90108M18	M18 X 1.5MM

236-01

STRAIGHT FEMALE SPHERICAL SEAT



PART NO.	THREAD
236-0106M12	M12 X 1.5MM
236-0106M14	M14 X 1.5MM
236-0106M16	M16 X 1.5MM
236-0108M14	M14 X 1.5MM
236-0108M16	M16 X 1.5MM
236-0108M18	M18 X 1.5MM


Material Key


B: Brass, **C:** Stainless Steel, **CH:** Chrome Plated, **D:** Aluminium,
DE: Electroless Nickel, **P:** Zinc Plated Carbon Steel, **T:** Titanium


236 JIC Alloy Hose Fittings for : 200 Series Hose


Fitting Type :
 Cutter-style reusable
Application :
 Fuel, Oil, Coolants, Methanol, Water
To Suit Hose :
 200
Material : D


The most comprehensive range of lightweight, re-usable alloy hose ends precisely engineered to fit our 200 Series Hose. Our Aerospace standard Triple Seal/ Double O-ring nitrile, cutter design ensures a secure, leak free connection every time. All 236, 336 and 1136 Series Hose Ends allow for all time alignment with their 360-degree swivel ends. Our 236 Series has our full flow bent tube bodies, giving increased flow characteristics. The 336 Series has forged style bodies, offering that added measure of strength. They are bright anodised red and blue for longer life and colour retention.


236-01	STRAIGHT FEMALE		
	PART NO.	TO SUIT HOSE	JIC/UNF THREAD
	236-0106	200-06	9/16 X 18
	236-0106DV	200-06	9/16 X 18 INV
	236-0108	200-08	3/4 X 16
	236-0110	200-10	7/8 X 14
	236-0112	200-12	1 1/16 X 12
	236-0116	200-16	1 5/16 X 12


236-31	30° FEMALE SWEPT TUBE		
	PART NO.	TO SUIT HOSE	JIC/UNF THREAD
	236-3106	200-06	9/16 X 18
	236-3108	200-08	3/4 X 16
	236-3110	200-10	7/8 X 14
	236-3112	200-12	1 1/16 X 12
	236-3116	200-16	1 5/16 X 12


236-45	45° FEMALE SWEPT TUBE		
	PART NO.	TO SUIT HOSE	JIC/UNF THREAD
	236-4506	200-06	9/16 X 18
	236-4508	200-08	3/4 X 16
	236-4510	200-10	7/8 X 14
	236-4512	200-12	1 1/16 X 12
	236-4516	200-16	1 5/16 X 12

236-60	60° FEMALE SWEPT TUBE		
	PART NO.	TO SUIT HOSE	JIC/UNF THREAD
	236-6106	200-06	9/16 X 18
	236-6108	200-08	3/4 X 16
	236-6110	200-10	7/8 X 14
	236-6112	200-12	1 1/16 X 12
	236-6116	200-16	1 5/16 X 12

236-90	90° FEMALE SWEPT TUBE		
	PART NO.	TO SUIT HOSE	JIC/UNF THREAD
	236-9006	200-06	9/16 X 18
	236-9008	200-08	3/4 X 16
	236-9010	200-10	7/8 X 14
	236-9012	200-12	1 1/16 X 12
	236-9016	200-16	1 5/16 X 12

236-120	120° FEMALE SWEPT TUBE		
	PART NO.	TO SUIT HOSE	JIC/UNF THREAD
	236-12006	200-06	9/16 X 18
	236-12008	200-08	3/4 X 16
	236-12010	200-10	7/8 X 14
	236-12012	200-12	1 1/16 X 12
	236-12016	200-16	1 5/16 X 12


236-150	150° FEMALE SWEPT TUBE		
	PART NO.	TO SUIT HOSE	JIC/UNF THREAD
	236-15006	200-06	9/16 X 18
	236-15008	200-08	3/4 X 16
	236-15010	200-10	7/8 X 14
	236-15012	200-12	1 1/16 X 12
	236-15016	200-16	1 5/16 X 12


236-180	180° FEMALE SWEPT TUBE		
	PART NO.	TO SUIT HOSE	JIC/UNF THREAD
	236-18006	200-06	9/16 X 18
	236-18008	200-08	3/4 X 16
	236-18010	200-10	7/8 X 14
	236-18012	200-12	1 1/16 X 12
	236-18016	200-16	1 5/16 X 12

336 Forged Fittings for 200 Hose

Fitting Type :
 Cutter-style reusable
Application :
 Fuel, Oil, Coolants, Methanol, Water
To Suit Hose :
 200
Material : D

Forged fittings offer extra strength and low profile for difficult and restricted locations.

336-90	90° FEMALE FORGED ELBOW		
	PART NO.	TO SUIT HOSE	JIC/UNF THREAD
	336-9006	200-06	9/16 X 18
	336-9008	200-08	3/4 X 16
	336-9010	200-10	7/8 X 14
	336-9012	200-12	1 1/16 X 12

336-45	45° FEMALE FORGED ELBOW		
	PART NO.	TO SUIT HOSE	JIC/UNF THREAD
	336-4506	200-06	9/16 X 18
	336-4508	200-08	3/4 X 16
	336-4510	200-10	7/8 X 14
	336-4512	200-12	1 1/16 X 12

Carburetor Hose Fittings for: 200 Series Hose

Fitting Type :

Cutter-style reusable

Application :

Holley and Dellorto carburetor fittings

To Suit Hose : 200

Material : D

Colour : BU ● / RD ●

2776-06-M12D

BANJO BOLT FOR WEBBER CARBURETOR



PART NO.	MATERIAL	JIC/UNF THREAD
2776-06-M12D	D	M12 X 1.50

STEPPED BANJO BOLT REQUIRES M16 WASHER

2776-06-M122D

BANJO BOLT FOR DELLORTO CARBURETOR



PART NO.	MATERIAL	JIC/UNF THREAD
2776-06-M122D	D	M12 X 1.25

STEPPED BANJO BOLT REQUIRES M16 WASHER

CW901- M16

BANJO TO HOSE END TO HOSE END



PART NO.	MATERIAL
CW901-M16	D

2776-1106

BANJO TO HOSE END



PART NO.	MATERIAL
2776-1106	D

2776-2106

BANJO TO HOSE CONNECTION MALE FITTING ON THE RUN



PART NO.	MATERIAL
2776-2106	D

2776-3106

BANJO TO HOSE END TO HOSE END



PART NO.	MATERIAL	JIC/UNF THREAD
2776-3106	D	9/16 X 18

1136 Swivel Single Nipple Max-flow Alloy Hose Fittings for: 200 Series Hose

Fitting Type :

Single nipple reusable

Application :

Fuel, Oil, Coolants, Methanol, Water

To Suit Hose :

200

Material : D

Colour : BU ● RD ● SILVER ●

This series combines the popular single nipple design with a full 360° adjustable capability all at an affordable price. Fittings can be produced in electroplate finish or clear anodised (silver).



1136 Maxflow Hose End

1136-01

STRAIGHT FEMALE SWIVEL



PART NO.	TO SUIT	JIC/UNF THREAD
1136-0104	200-04	7/16 x 20
1136-0106	200-06	9/16 x 18
1136-0108	200-08	3/4 x 16
1136-0110	200-10	7/8 x 14
1136-0112	200-12	1 1/16 x 12
1136-0116	200-16	1 5/16 x 12

1136-30

30° FEMALE SWEPT TUBE SWIVEL



PART NO.	TO SUIT	JIC/UNF THREAD
1136-3006	200-06	9/16 x 18
1136-3008	200-08	3/4 x 16
1136-3010	200-10	7/8 x 14
1136-3012	200-12	1 1/16 x 12
1136-3016	200-16	1 5/16 x 12

1136-45

45° FEMALE SWEPT TUBE SWIVEL



PART NO.	TO SUIT	JIC/UNF THREAD
1136-4504	200-04	7/16 x 20
1136-4506	200-06	9/16 x 18
1136-4508	200-08	3/4 x 16
1136-4510	200-10	7/8 x 14
1136-4512	200-12	1 1/16 x 12
1136-4516	200-16	1 5/16 x 12

1136-60

60° FEMALE SWEPT TUBE SWIVEL



PART NO.	TO SUIT	JIC/UNF THREAD
1136-6006	200-06	9/16 x 18
1136-6008	200-08	3/4 x 16
1136-6010	200-10	7/8 x 14
1136-6012	200-12	1 1/16 x 12
1136-6016	200-16	1 5/16 x 12

1136-90

90° FEMALE SWEPT TUBE SWIVEL





PART NO.	TO SUIT	JIC/UNF THREAD
1136-9004	200-04	7/16 x 20
1136-9006	200-06	9/16 x 18
1136-9008	200-08	3/4 x 16
1136-9010	200-10	7/8 x 14
1136-9012	200-12	1 1/16 x 12
1136-9016	200-16	1 5/16 x 12


Material Key

B: Brass, C: Stainless Steel, CH: Chrome Plated, D: Aluminium,
DE: Electroless Nickel, P: Zinc Plated Carbon Steel, T: Titanium

1136 Swivel Single Nipple Max-flow Alloy Hose Fittings for: 200 Series Hose- *Continued*

1136-120	120° FEMALE SWEPT TUBE SWIVEL		
PART NO.	TO SUIT	JIC/UNF THREAD	
1136-12006	200-06	9/16 X 18	
1136-12008	200-08	3/4 X 16	
1136-12010	200-10	7/8 X 14	
1136-12012	200-12	1 1/16 X 12	
1136-12016	200-16	1 5/16 X 12	


1136-150	150° FEMALE SWEPT TUBE SWIVEL		
PART NO.	TO SUIT	JIC/UNF THREAD	
1136-15006	200-06	9/16 X 18	
1136-15008	200-08	3/4 X 16	
1136-15010	200-10	7/8 X 14	
1136-15012	200-12	1 1/16 X 12	
1136-15016	200-16	1 5/16 X 12	


1136-180	180° FEMALE SWEPT TUBE SWIVEL		
PART NO.	TO SUIT	JIC/UNF THREAD	
1136-18006	200-06	9/16 X 18	
1136-18008	200-08	3/4 X 16	
1136-18010	200-10	7/8 X 14	
1136-18012	200-12	1 1/16 X 12	
1136-18016	200-16	1 5/16 X 12	


136 Electroplate Single Nipple JIC/UNF Alloy Hose Fittings for: 200 Series Hose


Fitting Type :
Single nipple reusable
Application :
Fuel, Oil, Coolants, Methanol, Water
To Suit Hose :
200
Material : D, E


Identical to our Red and Blue 1136 series single nipple fittings, but silver electroplate.


136-01	STRAIGHT FEMALE		
PART NO.	TO SUIT	JIC/UNF THREAD	
136-0104DE	200-04	7/16 X 20	
136-0106DE	200-06	9/16 X 18	
136-0108DE	200-08	3/4 X 16	
136-0110DE	200-10	7/8 X 14	
136-0112DE	200-12	1 1/16 X 12	
136-0116DE	200-16	1 5/16 X 12	

136-45	45° FEMALE SWEPT TUBE		
PART NO.	TO SUIT	JIC/UNF THREAD	
136-4504DE	200-04	7/16 X 20	
136-4506DE	200-06	9/16 X 18	
136-4508DE	200-08	3/4 X 16	
136-4510DE	200-10	7/8 X 14	
136-4512DE	200-12	1 1/16 X 12	
136-4516DE	200-16	1 5/16 X 12	

136-90	90° FEMALE SWEPT TUBE		
PART NO.	TO SUIT	JIC/UNF THREAD	
136-9004DE	200-04	7/16 X 20	
136-9006DE	200-06	9/16 X 18	
136-9008DE	200-08	3/4 X 16	
136-9010DE	200-10	7/8 X 14	
136-9012DE	200-12	1 1/16 X 12	
136-9016DE	200-16	1 5/16 X 12	

136-120	120° FEMALE SWEPT TUBE		
PART NO.	TO SUIT	JIC/UNF THREAD	
136-12004DE	200-04	7/16 X 20	
136-12006DE	200-06	9/16 X 18	
136-12008DE	200-08	3/4 X 16	
136-12010DE	200-10	7/8 X 14	
136-12012DE	200-12	1 1/16 X 12	
136-12016DE	200-16	1 5/16 X 12	

136-150	150° FEMALE SWEPT TUBE SWIVEL		
PART NO.	TO SUIT	JIC/UNF THREAD	
136-15004DE	200-04	7/16 X 20	
136-15006DE	200-06	9/16 X 18	
136-15008DE	200-08	3/4 X 16	
136-15010DE	200-10	7/8 X 14	
136-15012DE	200-12	1 1/16 X 12	
136-15016DE	200-16	1 5/16 X 12	

136-180	180° FEMALE SWEPT TUBE SWIVEL		
PART NO.	TO SUIT	JIC/UNF THREAD	
136-18004DE	200-04	7/16 X 20	
136-18006DE	200-06	9/16 X 18	
136-18008DE	200-08	3/4 X 16	
136-18010DE	200-10	7/8 X 14	
136-18012DE	200-12	1 1/16 X 12	
136-18016DE	200-16	1 5/16 X 12	

202 Hose

Application :
Fuel, Oil, Coolants, Methanol, Water
Material / Construction :
Stainless steel braided rubber hose

Please Note:
Not designed to be used with push
fit fittings.

202 Hose is a single braid hose for stand pipe applications. Use with 936 hose finishers or hose clips 202 Hose offers quality and appearance at affordable cost.



PART NO	BORE SIZE		BRAID OD		MIN BEND RADIUS		WORKING PRESSURE		BURST PRESSURE	
	INCH	MM	INCH	MM	INCH	MM	BAR	PSI	BAR	PSI
202-04	0.25	6.70	0.5	13	1.49	38	63	900	350	5300
202-05	0.31	7.90	0.57	14.5	1.77	45	63	900	350	5300
202-06	0.37	9.5	0.61	15.5	2.08	53	63	900	350	5300
202-08	0.5	10.70	0.73	18.7	2.4	62	63	900	350	5300

Hose Finisher for No-Thread Applications of 200, 202 & 536/TF-TU25 Hoses

Application :
Fuel, Oil, Coolants, Water
Material / Construction :
Anodised aluminium with stainless
steel gear drive clamp

When your hoses are not exposed to pressures or working environments that demand our race ready 1136, 236 or 336 Series Hose Ends our hose finishers are just what you need. These 936-Series Hose Finishers hide a 100% stainless steel Gear Drive Hose Clamp, giving the look of racing fittings at an affordable price. They are the perfect finishing touch to a fully dressed engine.

936 RED HOSE FINISHER

PART NO.	COLOUR	200 HOSE	202 HOSE	TF-TU25 HOSE
936-04DR	R	-4 Et -5	-4	
936-06DR	R	-6 Et -7	-5 Et -6	-4
936-08DR	R	-8		-6
936-10DR	R	-10		-8
936-12DR	R	-12		-10
936-14DR	R			-12
936-16DR	R	-16		
936-18DR	R	-18		
936-20DR	R	-20		
936-24DR	R	-24		
936-28DR	R	-28		
936-36DR	R	-36		

936 BLUE HOSE FINISHER

PART NO.	COLOUR	200 HOSE	202 HOSE	TF-TU25 HOSE
936-04D	B	-4 Et -5	-4	
936-06D	B	-6 Et -7	-5 Et -6	-4
936-08D	B	-8		-6
936-10D	B	-10		-8
936-12D	B	-12		-10
936-14D	B			-12
936-16D	B	-16		
936-18D	B	-18		
936-20D	B	-20		
936-24D	B	-24		
936-28D	B	-28		
936-36D	B	-36		

936 SILVER HOSE FINISHER

PART NO.	COLOUR	200 HOSE	202 HOSE	TF-TU25 HOSE
936-04D	CH	-4 Et -5	-4	
936-06D	CH	-6 Et -7	-5 Et -6	-4
936-08D	CH	-8		-6
936-10D	CH	-10		-8
936-12D	CH	-12		-10
936-14D	CH			-12
936-16D	CH	-16		
936-18D	CH	-18		
936-20D	CH	-20		
936-24D	CH	-24		7/8 X 14
936-28D	CH	-28		1 1/16 X 12
936-36D	CH	-36		1 5/16 X 12

936 PURPLE HOSE FINISHER

PART NO.	COLOUR	200 HOSE	202 HOSE	TF-TU25 HOSE
936-04D	PR	-4 Et -5	-4	
936-06D	PR	-6 Et -7	-5 Et -6	-4
936-08D	PR	-8		-6
936-10D	PR	-10		-8
936-12D	PR	-12		-10

936 GOLD HOSE FINISHER

PART NO.	COLOUR	200 HOSE	202 HOSE	TF-TU25 HOSE
936-06D	GD	-6 Et -7	-6	-4
936-08D	GD	-8		-6
936-10D	GD	-10		-8
936-12D	GD	-12		-10
936-14D	GD			-12
936-18D	GD	-18		

936 BLACK HOSE FINISHER

PART NO.	COLOUR	200 HOSE	202 HOSE	TF-TU25 HOSE
936-12D	BK	-12		-10